

SHARE THE TRAIL

TIPS FOR USING SHARED-USE TRAILS

Urban and community trails are enjoyed by a variety of users—bicyclists, walkers, joggers, skaters, wheelchair users and sometimes equestrians. Whether you use a trail for bicycle commuting or as a carfree place for exercise, exploration, or teaching kids to ride bicycles, practicing trail etiquette will make our trails safe and enjoyable for all.

All Users: Respect private property adjacent to the trail.




Stay to the right except to pass. Look behind you before changing your position on the trail. Pass on the left — use voice or bell before you pass and yield to oncoming users.



Listen up. Avoid wearing headphones. You need your ears to hear other trail users.



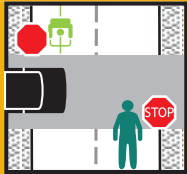
Do not litter. Pack it in, pack it out applies to urban and rural trails.



Don't block the trail. Use no more than half the trail width in a group. Move off the trail when stopping.



Be seen. Use lights and reflective clothing when it's dark.



Obey all trail and traffic signs. Stop and Yield signs are for your protection.

Be courteous and respectful of other trail users.



Bicyclists: Adjust your speed to the trail conditions.

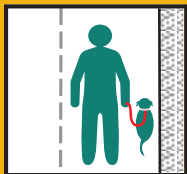


Ride at safe speeds. Slow down when approaching slower trail users.



Be alert to equestrians. Don't startle horses. STOP, STAND and SPEAK to distinguish yourself from a predator that would frighten a horse.

Dog Owners: Keep pets leashed and under control.



Mind the leash. Thin, retractable leashes are difficult to see.



Scoop all poop. Clean up after your pet and dispose of it in a garbage can. Please do not stash filled baggies in the shrubbery.



This card paid for with *Share the Road* license plate funding. To learn more about *Share the Road*, visit us on the web at

www.BicycleAlliance.org